

Cyclical Pricing of Durable Luxuries

Bils, Mark

Working Paper No. 83
May 1987

University of
Rochester

CYCLICAL PRICING OF DURABLE LUXURIES

Mark Bilz

University of Rochester

May 1987

Working Paper No. 83

I wish to thank my colleagues at Rochester for comments on a different paper. I also want to acknowledge financial support from the National Science Foundation.

Abstract

I examine price markups in monopolistically-competitive markets that experience cyclical fluctuations in demand because the economy experiences fluctuations in productivity. Markups depend positively on the average income of purchasers in the market. For a nondurable good average income of purchasers is procyclical; so the markup is procyclical. For a durable good, however, the average income of purchasers is likely to decrease in booms because low income consumers of the good concentrate their purchases in boom periods; so the markup is likely countercyclical. This is particularly true for growing markets. I find markups make the aggregate economy fluctuate more in response to productivity if goods are sufficiently durable.

1. Introduction

There is a long literature on the cyclical pricing behavior of firms. This literature was motivated primarily by the very related empirical observations that real wages fail to vary countercyclically, as predicted by traditional business cycle theory, and that firms in many industries appear to price cyclically according to average cost rather than marginal cost. Geary and Kennan (1981) give a good summary of the evidence on real wage behavior. An example of the empirical literature on pricing is Eckstein (1972). One explanation for why prices might not rise relative to wages in boom times is that procyclical movements in productivity (as in Kydland and Prescott, 1982) lower marginal labor cost as much as it is raised by short-run diminishing returns to labor. Bils (1986), however, shows that the procyclical movements observed in a "marginal real wage" are much too large to be explained by observed movements in productivity.

Recently much work has focused on costs of price adjustment as a rationale for price rigidity (e.g., Okun, 1981, Rotemberg, 1982, Mankiw, 1985, Blanchard and Kiyotaki, 1985, Ball and Romer, 1987). This paper takes a different tact. It asks whether optimal price-marginal cost markups for firms that are monopolistic competitors increase or decrease from slack to boom periods. If the answer is decrease, then such firms might appear to price according to average cost, but are actually purposefully moving price markups countercyclically relative to a procyclical marginal cost. This is not a new idea. Pigou (1927), Kalecki (1938), and Keynes (1939) each considered countercyclical movements in market power as a potentially important contributor to fluctuations, though none gave a compelling argument

for such behavior. More recently, Stiglitz (1984), Rotemberg and Saloner (1985), Bils (1985), and Gottfries (1986) have each constructed arguments along these lines.

Here I extend the Chamberlinian (1931) model of monopolistic competition to a general equilibrium with many consumers and many goods markets. Consumers are distinguishable by their productivities; some are more productive workers than others. Goods differ in their luxuriousness (their ratio of utility provided to cost). Less luxurious goods are purchased by most consumers, very luxurious goods are purchased only by the most productive consumers. Within each goods market there are a number of firms competing for consumers. Rather than being perfect substitutes, it is assumed that firms provide differentiated brands of the good. Following Chamberlain, Lancaster (1979), and others, I assume that there is free entry into markets, but that existence of any increasing returns to scale allows only a finite number of firms in each goods market. In turn this gives firms some market power with respect to their customers.

Section 2 examines the partial equilibrium pricing problem in a single goods market producing and selling a good of given luxuriousness that is completely nondurable. An important assumption I make is that goods are sold and consumed in indivisible units. This has two implications. The first is that firms would like to charge high-income (high-productivity) consumers a higher price. High-income consumers have less price-elastic demands because they place a lower shadow value on real income. The second is that firms cannot actually price discriminate against high-income consumers because all consumers buy equal amounts. I then examine how firms price if demand fluctuates between periods because consumers' total expenditures are

fluctuating. Disallowing entry between low and high periods, markups will go up in boom periods, but by less for more luxurious goods.

Section 3 incorporates durable goods into the problem. I find that markups on durable goods are much more likely to fall in boom periods. The reasoning is as follows. In boom periods consumers purchase goods that they are not quite wealthy enough to purchase in slack times. Therefore the persons who enter and exit any particular market over the cycle are the poorest consumers purchasing that particular good. Furthermore, consumers who enter durable markets in boom times will purchase to cover any depreciation since the previous boom period; steady consumers, by contrast, will only purchase to cover any depreciation since the preceding period. Thus the relatively poorer consumers entering in boom periods receive a disproportionate weight in firms' pricing decisions; so optimal markups are likely to fall, particularly on more luxurious goods.

Section 4 extends the model to a simple general equilibrium. Consumers choose work effort as well as the range of goods to consume in both boom and slack times. There is an array of increasingly luxurious goods, so that for consumers at all levels of wealth there corresponds a marginal good. I examine whether introducing market power in this economy makes it respond more or less drastically to aggregate movements in productivity of a given size. I find that this depends crucially on how durable are the goods produced in the economy. If goods are sufficiently durable then markups will typically fall in boom periods, inducing larger movements in labor effort and outputs than those corresponding to a competitive economy.

The final section considers extensions. I consider how my results are altered by firms entering and exiting within cycles. Short-run entry will be

procyclical for most goods. This means markups are more likely to be countercyclical, and the markup economy is more likely to have greater fluctuations than a competitive economy. I also consider how my results are altered if markets experience long-run trend growth as well as fluctuations. Markups are much more countercyclical for growing markups. For a growing economy, this means markups are much more likely to amplify aggregate fluctuations.

2. A Market for a Nondurable Good

I begin by considering the partial equilibrium pricing problem of firms producing and selling a nondurable good within a single market. The problem is a variant on Hotelling's (1929) spatial model of monopolistic competition, where here the total number of consumers in the market is endogenous.

The market consists of n identical firms providing differing varieties (brands) of the good. For the moment I take the number of firms as given; but below it will be determined by a zero profit market equilibrium. It is convenient to view the potential range of varieties of the good as consisting of points on a circle of unit circumference, as pictured in Figure 1. The n firms are assumed to locate symmetrically about the circle at a distance apart of $1/n$ units. A discrete distance between firms will lead to some market power for each firm.

All firms produce subject to an increasing-returns-to-scale technology. I assume this takes the simple form that firms must incur a fixed cost of

operation, F , and then face a constant rate of marginal cost equal to c .

(All values are expressed relative to a numeraire good, which need not yet be specified.) Thus total costs for a typical firm j are given by:

$$(1) \quad \text{Total Cost}_j = F + cQ_j,$$

where Q_j measures firm j 's output.

Firms compete for customers. The good is consumed indivisibly--a consumer either purchases and consumes one unit or no units of the good. Without loss of generality I make the size of a unit equal to one. Potential consumers for this market differ along two dimensions. They differ in the amount of resources they have available to spend--some consumers are wealthier than others. I will describe this more fully in a moment. Consumers also differ in their tastes for brands of the good. I assume a consumer's taste in brands is independent of wealth. Consumers at each level of wealth are distributed continuously and uniformly around the unit market circle in terms of their ideal variety of the good. I assume all consumers have the same tastes for the good in the sense that: one, all consumers view their ideal variety as providing the same level of utility, equal to Z ; and two, all consumers view the utility of consuming the good as decreasing at the same rate, b , as the variety consumed is chosen further away on the unit circle from their ideal variety. Thus for any consumer with ideal variety i , utility from consuming brand j of the good can be written as:

$$(2) \quad U(i,j) = Z - bh_{ij},$$

where $h_{i,j}$ measures the arc distance on the market circle between variety i and brand j .

Consumers' purchase decisions for this market have two components. They must decide whether to purchase and, if the answer is yes, from which firm to purchase. Consumers need to consider these problems in reverse order. Contingent on purchasing, a consumer wants to get the best brand for the money. This means choosing a brand that minimizes the loss in utility from being less than the ideal brand plus the loss in utility necessitated by paying for the good. This problem of choosing a brand can be written as:

$$(3) \quad \text{Min}_j \quad bh_{i,j} + \beta_i P_j \quad .$$

P_j is the price (in terms of the numeraire) charged by the firm selling brand j ; β_i is the shadow utility value that consumer i places on real income (income in terms of the numeraire). It is convenient to work with the inverse of β_i ; call it γ_i . Consumers with more resources will place a lower shadow value on income and thus have higher values for γ . In the general equilibrium presented in Section 4 more productive consumers in turn have higher incomes and higher values for γ . It is already apparent from (3) that higher wealth consumers will have less price elastic demands, as they are less willing to trade off variety for price.

Throughout the paper I assume that γ is distributed across individuals according to a first-order gamma distribution. That is:

$$(4) \quad f(\gamma) = \begin{cases} (4\gamma/\gamma^2) \exp(-2\gamma/\gamma) & \text{for } 0 < \gamma < \infty, \\ 0 & \text{otherwise,} \end{cases}$$

where f denotes p.d.f.; and \exp denotes the exponential. \bar{y} is the mean of the distribution. In Section 4 this will similarly imply first-order gamma distributions both for relative productivities and relative incomes. I choose this distribution for two reasons. Firstly it is analytically very tractable. Secondly, Barro (1976) has shown that this distribution has a coefficient of variation very close to a lognormal distribution fitted to U.S. post-World War II family income data. In fact the first-order gamma fits this data virtually as well as a fitted lognormal.¹

The remainder of the paper hinges on the result that higher wealth consumers have less price elastic demands; so it merits further discussion. Here it directly results from the assumption that goods are purchased and consumed in indivisible amounts. If goods are divisible then higher wealth consumers will purchase larger amounts. Then it is no longer true in general that price elasticity is negatively related to wealth. If, however, the cost of consuming the next closest brand were reinterpreted as a time cost, rather than a utility cost then results very similar to those below should obtain even if goods are consumed divisibly. Higher wealth consumers will presumably have a higher value of time and therefore a less price elastic demand.

The other critical assumption is that richer consumers consume all goods that poorer consumers consume. The opposite extreme assumption is that each good (in addition to coming in different varieties) is available in a continuum of qualities, with consumers who have higher wealth consuming higher quality versions of the good. If there is an infinitely fine grade of such qualities then each good will be consumed by consumers of a unique wealth level. This implies firms in a given market would observe no cyclical

variation in the real income of consumers. Thus that model predicts no cyclical effects on pricing except for that arising from cyclical entry of firms. More generally, if there is not so fine a gradation of qualities of each good, then each good will be consumed by consumers varying over some range of wealth levels. This means weakened versions of my results will still be relevant, where they are more weakened the narrower the range of consumers who consume any single good. I do not find this potential weakening troubling. For one reason, empirically we observe a number of goods of given quality that are purchased by consumers of a wide range of wealth (e.g. black and white televisions, car stereos, water heaters, telephones, personal computers, tennis balls, and so forth). Furthermore, the results below, particularly those in Section 5, are sufficiently dramatic that they could bear considerable weakening.

Returning to the consumer's problem, let $h_{i,j}^*$ and P_j^* denote the distance and price associated with the firm that consumer i chooses by equation (3). The consumer will choose to purchase the good if utility of the optimal brand is greater than the utility cost of the optimal brand's price. That is all consumers will purchase for whom:

$$(5) \quad Z - bh_{i,j}^* \geq P_j^*/y_i \quad .$$

Thus consumers are more likely to purchase if they have a lot of wealth and/or they have a most preferred variety that is very near brand j^* . Equation (5) gives a parabola of combinations of consumer wealths and distances such that consumers will purchase if and only if:

$$(5') \quad y_i \geq \frac{P_j^*}{Z - bh_{i,j}^*} \quad .$$

This is pictured in Figure 2 for consumers with ideal varieties in the neighborhood of brand j . The parabola centered directly above brand j defines those consumers who would purchase the good from firm j at a given price were firm j the only brand in the market. Because firm j is not the only firm its demand is strictly less than this. Those consumers' who rest within more than one firm's parabola choose one brand on the basis of (3).

Now consider firm j 's view of the market. It is useful to break the market for firm j 's output into two parts. Among consumers who would not consume in the firm's absence, firm j 's market size is defined from equation (5) as:

$$(6) \quad 2h^*(y) = (2/b)[Z - (P_j/y)] \quad ,$$

where h^* is the most distant consumer in variety space who purchases. For these consumers firm j plays the role of a monopolist--a rise in its price drives them out of the market. The lowest wealth consumer who will purchase from firm j is the consumer for whom brand j is the ideal variety. This person's y is given by:

$$(7) \quad y^* = P_j/Z \quad .$$

For consumers with higher y 's the decision is not whether to purchase, but whether to purchase from j or its competitors. Among these consumers firm j 's market size is defined from equation (3) as:

$$(8) \quad 2h^{**}(y) = 1/n - \frac{(P_j - P)}{by} \quad .$$

I assume in (8) that firms $j-1$ and $j+1$ charge the same price, denoted simply by P . In the symmetric equilibrium I am working towards this will in fact be the case. There is a particular level of income that separates the two segments of j 's market. Setting h^* equal to h^{**} gives this as:

$$(9) \quad y^{**} = \frac{(P_j + P)/2}{Z - (b/2n)} \quad .$$

Both y^* and y^{**} are illustrated in Figure 2 for the particular case P_j equal to P . Each firm's market power will be slight if (b/n) is small. From (7) and (9) this implies y^{**} approaches y^* ; and firm j 's monopoly market segment becomes unimportant.

Viewed in these segments, the firm's total market demand can be written:

$$(10) \quad Q_j(P_j) = \int_{y^{**}}^{\infty} 2h^{**}(y, P_j) f(y) dy + \int_{y^*}^{y^{**}} 2h^*(y, P_j) f(y) dy \quad ,$$

with $f(y)$ as defined in (4). Firm j 's net profits are:

$$(11) \quad \pi_j = (P_j - c)Q_j(P_j) - F \quad .$$

The firm's problem is to choose price so as to maximize profits in (11). Firm j 's profits clearly depend on its competitors prices as well as its own.

Its choice of price similarly depends on how it views other firms will react to its price. I assume, following the literature, that firms act as Bertrand-Nash competitors. That is, they view other firms' prices as independent of their own price. Firm j 's first-order condition for profit maximization is:

$$(12) \quad Q_j(P_j) + (P_j - c) \delta Q_j / \delta P_j = 0 \quad .$$

This says the firm should set its markup (actually $(P - C)/P$) equal to the inverse of the elasticity of demand. As noted above, equation (3) implies the elasticity of consumer demand is inversely related to consumer wealth. This is illustrated in Figure 3. Figure 3 gives firm j 's market demand for P_j less than, equal to, and greater than neighboring firms' prices. Market share is more responsive to price at lower values of y .

All firms solve an identical problem. By construction the equilibrium is symmetrical, with all firms charging the same price P . Evaluating the first-order condition at this equilibrium, yields:

$$(13) \quad \frac{P - c}{P} = \frac{(1 + \gamma/2y^*) - (1 + \gamma/2y^{**})\exp[-2(y^{**}-y^*)/\gamma]}{1 - (1/2)\exp[-2(y^{**}-y^*)/\gamma]}$$

where y^* and y^{**} are as given in equations (7) and (9) with P replacing P_j . As y^* and y^{**} are functions of P , (13) is not in reduced form; it simply expresses a very nonlinear function of the price markup.

To proceed in a tractable way, it is necessary to restrict attention to examining markup behavior for near the competitive solution. Near the competitive solution the monopoly segment of firm j 's demand is only of

second-order importance. Intuitively, if firms are nearly competitive, then firm j takes the total market demand essentially as given; it views a reduction in its price as drawing consumers away from other firms rather than as drawing consumers into the market.

First-order approximating (13) for near the competitive solution yields the percentage markup over marginal cost as:

$$(14) \quad \frac{P - c}{c} \approx \frac{(y^* + \gamma/2)b}{cn} \approx (1/Z + \gamma/2c)b/n \quad .$$

I define a good's luxuriousness by its y^* , the level of wealth for the poorest consumer in the market. In turn, this is approximately measured by the good's ratio of marginal cost to utility yielded. From (14) the markup will be larger if there are few firms and/or differing varieties are poor substitutes. This reproduces results of Lancaster, Salop (1979), and others. For a given n , the markup is also larger if consumers of the good have high wealth relative to the marginal cost of the good. This will be the case if the good yields low utility or average wealth in the economy, γ , is high relative to the good's marginal cost.

So far all results are conditioned on the number of firms in the market, n . This is incomplete as entry is endogenous. I presume entry occurs to the point that all firms make zero profits. (In a moment, however, when considering fluctuations in demand I assume that entry will not occur in the short run.) Evaluating near the competitive solution, equations (11) and (14) imply that the equilibrium number of firms is:

$$(15) \quad n \approx (2b/F\gamma)^*(y^* + \gamma/2)\exp(-y^*/\gamma) \quad ,$$

where, again, y^* is approximately equal to (c/Z) . Consistent with prior results (e.g., Salop), n is increasing in b and decreasing in F . Not surprisingly, n is increasing in average wealth, \bar{y} . Although market demand strictly decreases with luxuriousness, y^* , the number of firms does not. n increases with y^* until y^* reaches $\bar{y}/2$ (the mode of the distribution), then decreases thereafter.

Substituting (15) into (14), the equilibrium markup is:

$$(16) \quad \frac{P - c}{c} = \frac{(bF\bar{y}/2)^* \exp(y^*/\bar{y})}{c} \approx \frac{(bF\bar{y}/2)^* \exp(c/Z\bar{y})}{c} .$$

That markups should increase with b and F is a standard result. The absolute markup is increasing in luxuriousness, y^* . Markup as a percentage increases with $(1/Z)$, but is ambiguous with respect to marginal cost. It decreases with marginal cost for less luxurious goods (y^* less than \bar{y}) and increases with marginal cost for more luxurious goods. Markups are increasing in \bar{y} for less luxurious goods (y^* less than $\bar{y}/2$) and increasing in \bar{y} for more luxurious goods.

Suppose there are fluctuations in market demand of the following form. In odd time periods a consumer's inverse of β (the shadow value of wealth) is equal to $y(1 - \epsilon/2)$, and in even time periods is equal to $y(1 + \epsilon/2)$. (In the general equilibrium presented in Section 4 these movements are due to countercyclical movements in the real interest rate that are caused by aggregate fluctuations in productivity.) Thus for all consumers we have:

$$(17) \quad y_b/y_n = \frac{1 + \epsilon/2}{1 - \epsilon/2} \approx 1 + \epsilon ,$$

where the subscripts b and s denote boom (even) and slack (odd) periods respectively. The approximation in (17) holds closely for small fluctuations in demand. How do markups compare in boom and slack periods? From equations (14) and (16) we know the answer depends on how luxurious is the good and on whether firms can enter and exit in the short run.

I restrict attention here to the case where firms do not enter and exit in the short run. (The impact of allowing n to vary with the cycle is discussed at length, however, in the concluding section.) I have two rationales for restricting short-run entry. The first is empirical. Although short-run fluctuations in numbers of firms are no doubt important, short-run entry does not appear to occur to the extent this model would imply with continually free entry. The most obvious evidence is that measured profits are quite procyclical. The second rationale is conceptual. It is convenient to view firms as equally spaced around the market circle. If entry occurs in a single stage by all firms together then this assumption seems a natural one. On the other hand, it is less natural to view these firms as being able to continuously relocate costlessly in terms of brand choice. If entry occurs dynamically, then it is probably important to consider strategic issues of entry (e.g., Prescott and Visscher, 1977).

Absence of short-run entry can be motivated in the model in a number of ways. The simplest is the following. Suppose that fixed costs have to be incurred for an additional time period after a firm chooses to shut down production. This implies that a firm that wishes to enter in high demand periods and exit in low demand periods would have to incur the fixed cost of production in all periods. For reasonably small movements in demand no firms will choose that course; so n will be constant across fluctuations. If the

economy exists for a number of periods this extra period of fixed cost will have no noticeable effect on the long-run number of firms.

From (14), for small fluctuations the percentage change in the markup from slack to boom periods is:

$$(18) \quad \frac{M_b - M_s}{M} = \frac{\epsilon}{1 + 2\gamma^*/\gamma}$$

where the denominator is the "long-run" markup from equation (16). This is unambiguously procyclical; but it is more procyclical for less luxurious goods.

III. Durable Goods

For expositional reasons it was convenient to begin with a good that is completely nondurable. The results, however, depend crucially on durability. For durable goods it is very possible that the average income of purchasers in a market will fall in boom periods, causing price markups to be countercyclical.

I introduce durability in a simple way. Now suppose that the good in question is durable in the sense that there is a probability α that the good will remain for the following period. Thus depreciation is stochastic, taking values of zero or one hundred percent. I assume α is independent of the age of the machine. Because each consumer will be assumed to consume a continuum of goods, this stochastic depreciation creates no uncertainty for a

consumer's budget.

With durability goods now have an expected life of $1/(1-\alpha)$ periods instead of a single period. To reflect this durability I now denote marginal cost by c' , where c' equals $c/(1-\alpha)$. This normalization is useful because it makes the parameter c remain a measure of the marginal cost of the good per period of expected life. In turn this will be the meaningful concept for defining a good's luxuriousness.

With the exception of durability, the market setup is identical to that of the prior section. In particular I continue to evaluate the market equilibrium by approximating near the competitive solution. This has two implications. Firstly, it is convenient and correct to proceed by solving for total market demand as a function of a common market price; then, given market demand, solve an individual firm's markup problem to find that market price. Secondly, near the competitive solution the durable-goods monopolist problem is of second-order importance. Near perfect competition a firm safely assumes that if it does not sell to a consumer this period a competing firm will.

Consumers must now solve a dynamic problem. I assume that no resale market exists for the durable good. A consumer will purchase the good if the utility of consuming the good this period plus α times the value of having a stock of the good next time period exceeds the cost of the good this period. Because the purchase decision is a discrete one, in general it will depend on the entire future path of the consumer's shadow value of income (or its inverse y) and the entire future path of price. For this reason, I will not try to solve for the market equilibrium as a function of an arbitrary path for consumers' y 's. Instead I consider the particular problem in which I am

interested--how do firms price across fluctuations in demand? Again let all consumers' y 's behave across time according to equation (17). That is, each consumer experiences deterministic recurring movements of ϵ percent in their shadow value of wealth between odd and even periods.

This simplifies the consumer's problem to two recurring decisions. The consumer must decide whether to replenish the good in slack periods and whether to replenish the good in boom periods. All consumers who purchase in slack times will also purchase in booms; but the converse is not true.

First consider slack periods. A consumer who already possesses the good will not purchase. A consumer who does not possess the good will purchase if this provides more utility than waiting to purchase the following boom period. Thus the consumer will purchase if:

$$(19) \quad Z - bh^* - \frac{P_s}{y(1 - \epsilon/2)} + \frac{\alpha P_b}{y(1 + \epsilon/2)} \geq 0 .$$

The s and b subscripts denote slack and boom periods respectively. The gain of purchasing is not only the utility received today, but also the probability α that the consumer will not have to incur the cost of buying the good the following period. If the consumer expected to purchase different brands in slack and boom periods then equation (19) would have to reflect the different utility levels of the two brands over their expected lives. In equilibrium, however, the consumer will always purchase the closest brand. Without short-run entry this implies consumers will buy the same brand in slack and boom periods. For convenience I have written (19) to already reflect this result. h^* measures the distance from the consumer's ideal variety to this closest brand. I have similarly ignored firm subscripts on prices as in equilibrium

all firms charge the same price. Strictly speaking it is the expectation of P_b rather than P_b that enters into equation (19). Consumers have perfect foresight, however, with respect to P_b (as well as prices further in the future) because the deterministic fluctuations in y allow consumers to calculate future equilibrium prices. To simplify presentation, equation (19) assumes no discounting of future utility. Below, however, I also give results for the more general case where future utility is discounted.

From equation (19) I can write a critical value for wealth, y_b^* that corresponds to that of the nondurable case. y_b^* is the level of wealth, y , for the lowest wealth consumer who purchases the good in slack periods. Conditional on market prices P_s and P_b this is:

$$(20) \quad y_b^* = \frac{1}{2} \left[\frac{P_s}{1 - \epsilon/2} - \frac{\alpha P_b}{1 + \epsilon/2} \right] .$$

Now consider a typical firm j 's view of the market in slack periods. As in the nondurable case, near the competitive solution the firm can be viewed as taking the total market demand as given. This total market demand is approximately given by $(1-\alpha)$ times the number of consumers with y greater than y_b^* . It is necessary to multiply by the fraction $(1-\alpha)$ because a fraction α of the consumers will still have a nondepreciated unit of the good from having replenished the prior period (a boom period). Thus firm j 's demand is given approximately by:

$$(21) \quad Q_{s,j} = (1-\alpha) \int_{y_b^*}^{\infty} 2h_{s,j}(y, P_{s,j}) f(y) dy .$$

As before, $h_{s,j}$ is defined by the consumer who is just indifferent to

purchasing from firm j or firm $j+1$. This condition gives:

$$(22) \quad 2h_{\text{S}}^{**} = 1/n - \frac{(1 - \alpha)(P_{\text{S}j} - P_{\text{S}})}{by(1 - \epsilon/2)} .$$

Near the competitive solution, the firm's problem reduces to maximizing profits period by period. Its price today has essentially no effect on its demand tomorrow because virtually all consumers it drives away will purchase from competitors. In slack periods the first-order condition with respect to price evaluated at the symmetric equilibrium yields the percentage markup:

$$(23) \quad M_{\text{S}} = \frac{b(1 - \epsilon/2)(y_{\text{S}}^{*} + \gamma/2)}{cn} ,$$

where y_{S}^{*} is given in equation (20).

Now consider a consumer's decision in boom periods. A consumer who possesses a nondepreciated unit of the good will not purchase. A consumer who chooses to replenish in slack periods will also always choose to replenish in boom periods when resources are less dear. Thus in the steady state of these recurring fluctuations all consumers with y greater than y_{S}^{*} will purchase with probability $(1-\alpha)$ in boom periods.

There will also be some consumers who have insufficient wealth to replenish in slack periods, but who will choose to replenish in boom periods. For these consumers y is less than y_{S}^{*} , but for boom periods it is the case that:

$$(24) \quad Z - bh^{*} - \frac{P_{\text{b}}}{y(1 + \epsilon/2)} + \alpha(Z - bh^{*}) + \frac{\alpha^{\text{e}}P_{\text{b}}}{y(1 + \epsilon/2)} \geq 0 .$$

The cost of replenishing is the real resource cost of the price of the good today. The benefit from replenishing has three components. There is utility from consuming today. There is a probability α that the good will remain for the following period, allowing the purchaser to receive utility from consumption then. This is a direct utility gain because this consumer will not be purchasing in the following period, as it is a slack period. There is also a probability α^2 that the good will remain for two more periods, allowing the purchaser to save the resources needed to purchase the good then. We know this is a saving in resources, rather than a direct gain through consumption, because if equation (24) holds today then it will also hold in two periods--so the consumer will be replenishing in two periods. Given that the consumer will be replenishing in two periods there are no effects of the purchase decision today beyond that point.

From equation (24) I can write a critical value for wealth, y_b^* , that corresponds to the lowest wealth consumer who purchases the good in boom periods. Conditional on market price P_b this is:

$$(25) \quad y_b^* = \frac{(1 - \alpha)P_b}{2(1 + \epsilon/2)} \quad .$$

The relative positions of y_b^* and y_s^* for a good of hypothetical luxury is pictured in Figure 4. y_w^* will always be to the right of y_b^* . (More consumers replenish in boom periods.) If price markups were to remain constant over cycles then y_w^* will be $\epsilon/(1-\alpha)$ percent above y_b^* .

The key point is that in boom periods consumers with y between y_b^* and y_s^* are more likely to purchase than consumers with y greater than y_s^* .

Consumers with y greater than y_B^* will have replenished, if necessary, the preceding period; so they will purchase with probability $(1 - \alpha)$. Consumers with y between y_b^* and y_B^* will not have replenished since the previous boom period two periods prior; so they will purchase with the higher probability $(1 - \alpha^2)$.

Now consider typical firm j 's view of the market in boom periods. Its demand can be written as:

$$(26) \quad Q_{b,j} = (1-\alpha) \int_{y_S^*}^{\infty} 2h_{b,j}^{**}(y, P_{b,j}) f(y) dy + (1-\alpha^2) \int_{y_b^*}^{y_B^*} 2h_{b,j}^{**}(y, P_{b,j}) f(y) dy .$$

The firm must view its demand in two segments. Because consumers who are only wealthy enough to purchase in boom times flood into the market in booms, the firm must give them a disproportionate weight in its pricing decision.

The border of firm j 's market in boom periods, $h_{b,j}^{**}$, is determined in a similar fashion as before. It is straightforward to show that:

$$(27) \quad 2h_{b,j}^{**} = 1/n - \frac{(1-\alpha)(P_{b,j} - P_b)}{by(1 + \epsilon/2)} .$$

Evaluating firm j 's first-order condition for boom periods at the symmetric equilibrium yields:

$$(28) \quad M_b = \frac{b(1 + \epsilon/2)(y_{b^*} + \gamma/2 - (\alpha/1+\alpha)(y_B^* + \gamma/2)\exp[-2(y_B^* - y_b^*)/\gamma])}{cn(1 - (\alpha/1+\alpha)\exp[-2(y_B^* - y_b^*)/\gamma])}$$

$$\approx \frac{b(1 + \epsilon/2)[\bar{y}/2 + y_B^* - \alpha(y_B^* - y_b^*)]}{cn} .$$

where y_B^* and y_b^* are given in equations (20) and (25).

Before comparing price markups for boom and slack periods, it is convenient to calculate the long-run average markup. I approximate this by calculating the markup that would occur in the absence of fluctuations. This is found by setting ϵ equal to zero in either equation (23) or equation (28). This gives:

$$(29) \quad M = \frac{b(y^* + \bar{y}/2)}{cn} \approx (b/n)[1/Z + \bar{y}/(2c)] .$$

This is an incomplete picture because n is endogenous. Setting long-run profits equal to zero yields:

$$(30) \quad n = (2b/\bar{y}F)^*(y^* + \bar{y}/2)\exp(-y^*/\bar{y}) .$$

Substituting this for n in equation (29) gives long-run markup:

$$(31) \quad M = \frac{(bF\bar{y}/2)^*\exp(y^*/\bar{y})}{c} \approx \frac{(bF\bar{y}/2)^*\exp(c/Z\bar{y})}{c} .$$

Equations (29) through (31) correspond exactly to equations (14) through (16) from the nondurable case. That is, given the normalization that the marginal cost of a good is proportional to its expected life, the long-run behavior of the market is independent of durability.

I am now able to calculate the percentage increase in the absolute markup from slack to boom periods. Using equations (23), (28), and (29) gives:²

$$(32) \quad \frac{M_b - M_s}{M} = \frac{[\gamma/2 - 2\alpha y^*/(1-\alpha)]\epsilon}{\gamma/2 + y^*},$$

where y^* is the lowest wealth consumer who would purchase if ϵ equaled zero. Two factors determine whether a good's markup rises or falls with booms: its luxuriousness and its durability. The markup will fall in a boom if:

$$(33) \quad y^*/\bar{y} > (1 - \alpha)/4\alpha.$$

Figure 5 graphs this relationship. As an example, for α equal to .5 (a good with an expected life of exactly one cycle) the markup will fall if y^*/\bar{y} is greater than .25. In turn, this implies all goods that are consumed by 91 percent or less of the population.

Table 1 presents the percentage movement in the markup from equation (32) for various values of luxury and durability. Consider fluctuations of 10 percent (ϵ equal to 0.1) in conjunction with long-run markups of 10 percent. Whereas the most any good's markup rises with booms is from 9.5 to 10.5 percent, durable luxuries may show very extreme falls in their markups. For a good with α equal to .75 (a good with expected life of two cycles) that is consumed by all consumers above mean wealth the markup would fall approximately from 12 percent to 8 percent. If instead α equalled .9, the fall would be from 16 percent to 4 percent.

I have restricted attention to the case where entry and exit does not

occur within cycles. Profits are generally procyclical in these markets even when markups are quite countercyclical; so entry would be procyclical. In the concluding section I illustrate that this makes it even more likely to observe countercyclical markups. In the concluding section I also allow for trend growth as well as fluctuations in market demand. I find markups are much more likely to be countercyclical in a growing market.

4. General Equilibrium Results

I now imbed this cyclical pricing model into a very simple general equilibrium setting. Here I explicitly solve for consumers' choices for labor as well as consumption. Differences in consumers' wealths are linked to differences in their productivities. I posit a range of goods of varying luxury; for consumers of every productivity there corresponds marginal goods that they would replenish in boom periods but not in busts. The cycle is assumed to stem from aggregate movements in productivities. More generally, however, the shocks to the economy could arise from alternative, less neoclassical sources.

The question I want to examine is whether introducing market power into this economy will cause it to respond more or less drastically to aggregate shocks. The key variable is durability of the goods produced. If goods have little durability then markups tend to be procyclical; and market power causes the economy to fluctuate less. For goods of sufficient durability, however, many markups will be countercyclical, causing the economy to have

larger fluctuations in labor and output.

Instead of describing consumers as differing in terms of their shadow values of wealth, I now want to go behind this to an assumption that consumers differ in terms of their productivities. Workers' productivities are ranked by the variable a . Thus a worker of productivity a who puts in an amount of labor L , creates aL units of effective labor. I assume productivities vary over the population according to a first-order gamma distribution.

$$(34) \quad f(a) = \begin{cases} (4a/a^2) \exp(-2a/a) & \text{for } 0 < a < \infty, \\ 0 & \text{otherwise,} \end{cases}$$

where a is the mean of the distribution. The defense for this distributional assumption was given above.

I assume that all goods in the economy have a common rate of durability, α . (At the end of the section I discuss relaxing this assumption.) I choose to normalize goods so that an effective unit of labor is the numeraire. (Effective labor can be viewed as an input good.)

I assume that goods are potentially available in a varied range of luxuriousness. Above I defined a good's luxuriousness by its ratio of marginal cost to utility provided. Thus goods could differ in luxury either because of their costs or their utility provided. For convenience I now assume that goods all have the same marginal cost and differ solely in terms of the utility they provide. Let all goods require $1/(1-\alpha)$ units of effective labor per unit of output. This maintains the proportionality of marginal cost to goods' expected life.

I assume goods range continuously from zero to an uppermost value of Z' in terms of the utility they provide. I will allow the upper limit Z' to be arbitrarily large. Let $m(Z)$ be the number of potential goods that yield utility Z . I assume that:

$$(35) \quad m(Z) = (\mu-1) Z^{-\mu} \quad , \quad \text{for } 0 \leq Z \leq Z' \quad , \quad \mu > 1 \quad .$$

This distribution implies that there are infinitely many imaginable goods that yield zero utility, but essentially no goods that yield near infinite utility.

I assume that consumers' utility functions are time separable as well as separable in consumption and leisure. For a given time period t , utility is given by:

$$(36) \quad V = \int_0^{\infty} m(Z)[Z - bh(Z)]\theta_t(Z) dZ - L_t \quad .$$

As before, utility of consuming a good is discounted to the extent it is of the wrong variety. $\theta(Z)$ is an indicator variable that takes the value one if the consumer consumes the good and zero otherwise. L is labor effort. For convenience, I have made the extreme assumption that the marginal disutility of labor is constant. It is possible to generalize the results to the more realistic case of increasing marginal disutility of labor. This is not a particularly interesting extension, however, because increasing disutility simply tends to make the competitive as well as the markup economy fluctuate less with productivity.

In any given time period t , consumers face the flow budget constraint:

$$(37) \quad \int_0^{\infty} m(Z) \Gamma_t(Z) P_t(Z) dZ + A_{t+1} = w_t(a) L_t + R_t A_t .$$

$\Gamma(Z)$ is an indicator variable that takes the value one if the consumer purchases the good and zero otherwise. I am assuming that consumers can borrow and lend as much as desired at a given market rate of interest. A equals the individual's net value of loans in terms of the numeraire. R is the gross rate of return on loans. $w(a)$ is the wage rate for a consumer of productivity a . Consumers maximize discounted or long-run utility subject to a series of flow constraints of the form in (37).

On the production side of the economy firms are minimizing costs. Given the competitive labor market, firms pay relative wages that correspond exactly to relative productivities. The choice of an effective unit of labor as the numeraire good implies an absolute as well as relative correspondence between wages and productivities. In slack periods an individual's wage, w , is given by $a(1 - \epsilon/2)$; in boom periods it is given by $a(1 + \epsilon/2)$.

The economy as a whole also faces a period-by-period constraint on the amount of goods produced and purchased. For arbitrary time t this is:

$$(38) \quad c \int_0^{\infty} \left[\int_0^{\infty} m(Z) \Gamma_t(Z) dZ \right] da + F \int_0^{\infty} m(Z) n_t(Z) dZ \\ = \int_0^{\infty} f(a) a (1 + X_t) L_t da .$$

The constraint states that workers must provide enough effective labor to cover the marginal costs of all purchases as well as the fixed costs of all firms. All decision variables are implicitly indexed by a . X_t signifies a

productivity realization for time period t .

As discussed in Section 3, for an arbitrary path for productivity solving for consumer behavior is a difficult problem. Therefore I do not consider arbitrary paths for productivities. I examine the steady-state behavior in an economy where productivity shows recurring movements of ϵ percent for all workers between odd and even periods. This simplifies the consumer's problem to choosing critical utility values for boom and slack periods such that durable goods are replenished if and only if they provide at least the critical utility level.

As a benchmark, I first consider how this economy would behave if it were perfectly competitive. This requires setting b and F equal to zero. Setting ϵ equal to zero yields the noncyclical steady-state behavior for consumers. For ϵ equal to zero, it is straightforward to show that for consumer of productivity a :

$$\begin{aligned} (39) \quad (a) \quad y(a) &= a \\ (b) \quad Z^*(a) &= 1/a \\ (c) \quad L(a) &= a^{\alpha-1} \end{aligned} \quad .$$

These solutions are obtained by evaluating at the limit where consumers do not discount future utility at all. A positive rate of time discount would reduce L , increasing Z^* . The solutions also assume a value for Z' that approaches infinity. Equation (38) gives values for a single individual of productivity a . Aggregates for the economy are given by integrating over a .

For two reasons, I view it as desirable for a consumer's long-run labor supply to be independent of a . The first reason is that empirically long-run

labor supply appears to be reasonably independent of productivity. The second reason is that I motivated the assumption of a gamma distribution for productivity partly on the basis of empirical income distributions; but the distribution of long-run income for the model economy will only have a first-order gamma distribution if long-run labor supply is independent of a . For this model economy to exhibit long-run labor supply that it is independent of productivity requires the particular value for μ of two. Therefore, for the remainder of the paper I assume μ equal to two. It is possible to generalize the results beyond this assumption; however, similarly to the case of allowing increasing disutility of labor this generalization is not very interesting. Larger values for μ than two simply tend to make both the competitive and markup economies fluctuate proportionately more with productivity, and conversely for smaller values for μ than two.

In response to recurring ϵ percent movements in productivity the competitive economy will behave according to:

$$(40) \quad (a) \quad (y_b - y_s)/y = \epsilon$$

$$(b) \quad (Z_b^* - Z_s^*)/Z^* = -\epsilon/(1-\alpha) \quad .$$

The percentage movement in y can also be interpreted as the percentage movement in the gross real rate of return on consumption loans between slack and boom periods. Because productivity goes up by ϵ percent in booms, the real interest rate has to fall by ϵ percentage points so that workers will be willing to work in slack periods as well as booms. Given disutility of labor is a constant, it is impossible to tie down the labor effort for a single worker for a single time period. From the constraint in (38), however,

aggregate output (in terms of effective units of labor) shows percent increases in booms of:

$$(41) \quad \frac{\int_a f(a) a [(1+\epsilon/2)L_p - (1-\epsilon/2)LS] da}{\int_a f(a) a L(a) da} = \frac{(1+\alpha)\epsilon}{1-\alpha} .$$

Subtracting the direct productivity component from (41), productivity-weighted labor supply (consumers' labor supplies weighted by their individual a 's) increases by $[2\alpha/(1-\alpha)]\epsilon$ percent in booms. Labor and output are more procyclical if goods are durable.

Now consider the markup economy. I first examine long-run values for the economy by taking the case of ϵ exactly equal to zero. It remains true for the markup economy that $y(a)$ is identically equal to a . First-order conditions imply that a consumer will purchase all goods for which:

$$(40) \quad Z - bh(Z) \geq (1-\alpha)P(Z)/a .$$

$h(Z)$ is the distance in variety space to the optimal brand, which, given the symmetric equilibriums, is simply the closest brand. It is useful to define two critical values for Z . Let Z^* be the value for Z at which consumer of productivity a would just barely be willing to consume the good even if their ideal brand were available. This is given by:

$$(41) \quad Z^*(a) = (1-\alpha)P(Z^*)/a .$$

Let Z^{**} be the value for Z at which the consumer is just willing to consume the good when their ideal brand is exactly half way between the two closest

brands. This is given by:

$$(42) \quad Z^{**}(a) = \frac{b}{2n(Z^{**})} + (1 - \alpha)P(Z^{**})/a .$$

Z^* and Z^{**} are depicted in Figure 7 for a typical consumer. The consumer consumes all goods for which Z is above Z^{**} . The consumer consumes no goods for which Z is below Z^* . For Z 's in between, the consumer consumes if a brand is sufficiently close to the ideal variety. Sufficiently close is defined from (40) as a distance less than $h^*(Z)$, where $h^*(Z)$ is given by:

$$(43) \quad h^*(Z) = (1/b)[Z - (1-\alpha)P(Z)/a] , \quad \text{for } Z^* \leq Z \leq Z^{**} .$$

This is illustrated in Figure 6 by the (approximately) straight lines forming two parts of a triangle between Z^* and Z^{**} . For the goods in this range the consumer consumes with a probability equal to $[2n(Z)h^*(Z)]$. From Figure 6, we see that this implies the consumer consumes approximately half of the goods with Z 's in this range.

The solution for the consumer's labor supply can be found by combining this description of first-order conditions with the consumer's budget constraint and firms' pricing policies as described in Section 3. Putting equations (41) through (43) into the consumer's budget constraint yields for labor supply:

$$(44) \quad L(a) = \left(\int_{Z^*}^{\infty} m(Z)P(Z)dZ - (1/2)m(Z^*)(Z^{**} - Z^*) \right) (1-\alpha)/a$$

where Z^* and Z^{**} are functions of a . This shows three effects of market

power on long-run labor supply. One is a negative substitution effect due to markups lowering real wages. This show up as Z^* be larger than in the competitive case. On the other hand, markups negatively affect income, which in turn raises labor supply. (Of course, in general equilibrium it is not the markups per se that lower income because firms receive the markups. The markups, however, do cause a like amount of resources to be expended via the fixed costs of firms freely entering markets.) The substitution effect will tend to dominate in this economy because more luxurious goods have higher markups. This means the markup on a consumer's marginal good, which determines the size of the substitution effect, is larger than the markup on the inframarginal goods, which determines the size of the income effect. The third effect from market power is a negative taste effect. This shows up as consumers only consuming about half of the goods with Z 's between Z^* and Z^{**} because less than the ideal brand has to be consumed.

Substituting pricing equation (29) into (44) and simplifying gives:

$$(45) \quad L(a) = 1 - \phi \exp(a/a) + \phi(a/\bar{a})[\exp(a/\bar{a})-1] - \frac{\phi \exp(a/\bar{a})}{4 + 2a/\bar{a}}$$

$$\text{where } \phi = (bF\bar{a}/2)^{1/2} .$$

ϕ is equal to the markup on the least luxurious good; that is the good that all consumers purchase. (By comparison the average markup on all goods consumed in this economy is equal to 3ϕ). One is the competitive-economy labor supply. The other three terms correspond to the negative price substitution effect, the positive effect from income, and the negative taste effect. From (45) it is clear that the negative substitution effect from price is the largest component. It dominates the positive effect from income

by the ratio $e/(e-1)$ for the consumer of mean wealth. It is at least four times the magnitude of the effect from tastes for all consumers. From (45) we also see that markups reduce labor supply for all consumers, but more so for more productive consumers.

Integrating over all consumers yields aggregate labor supply of:

$$(46) \int_{\underline{a}} f(a)L(a)da = 1 - 4\phi + 2\phi - \phi/2[1 - (1/2)\exp(1/2)Ei(-1/2)] \\ \approx 1 - 2.729 \phi .$$

The separate terms in the first line again represent the three separate effects from the markups. Ei denotes the exponential-integral function. Because labor is reduced more for more productive workers, aggregate output is reduced to a greater extent than labor supply. Again integrating over all consumers:

$$(47) \int_{\underline{a}} f(a)aL(a)da = \bar{a} (1 - 8\phi + 3\phi \\ - 7\phi/4[1 + (1/14)\exp(1/2)Ei(-1/2)]) \\ \approx [1 - 6.635 \phi] \bar{a} .$$

Finally, I consider how the markup economy reacts to fluctuations in productivity. It remains true that y increases by ϵ percent from slack periods to boom periods. For an individual consumer the cyclical increase in consumption is given by the decrease in Z^* , the critical utility level, in boom periods. From equations (19) and (24) this decrease is given by:

$$(48) \quad \frac{Z_S^* - Z_B^*}{(1/a)} = \frac{P_S(Z_S^*)}{(1 - \epsilon/2)} - \frac{\alpha P_B(Z_S^*)}{(1 + \epsilon/2)} - \frac{(1-\alpha)P_B(Z_B^*)}{(1 + \epsilon/2)} .$$

Rearranging gives:

$$(49) \quad \frac{Z_S^* - Z_B^*}{(1/a)} = \frac{\epsilon}{(1 - \alpha)} - [M(Z_B^*) - M(Z_S^*)] - \frac{[M_B(Z^*) - M_S(Z^*)]}{(1 - \alpha)}$$

Markups have two distinguishable influences. The first effect derives from the fact that markups are positively related to luxuriousness. Because in boom times consumers move into more luxurious goods this raises the marginal markup even if the markups on no individual goods were to actually change. This effect unambiguously acts to reduce fluctuations in purchases. The second effect depends on whether the markup on the marginal good, Z^* , rises or falls in boom periods. As discussed at great length above, the sign of this effect is ambiguous, depending on how durable is the good. Substituting from equations (29) and (32):

$$(50) \quad \frac{Z_S^* - Z_B^*}{(1/a)} = (1 - M(Z^*)) \left[\frac{a}{a} + \frac{a - 4\alpha a / (1-\alpha)}{a + 2a} \right] \epsilon / (1-\alpha)$$

Because the disutility of working is a constant, again it is impossible and irrelevant to determine a single consumer's movement in labor supply. It is possible to calculate the aggregate movements in output and labor. Manipulating the aggregate economy constraint (38) yields the aggregate movement in output:

$$(51) \int_a f(a)a[(1 + \epsilon/2)L_b - (1 - \epsilon/2)L_B]da \approx$$

$$\int_a f(a)m(Z^*) \frac{(ZS^* - Zb^*)[1 - \frac{(Z^{**} - Z^*)}{Z^*}]}{Z^*} da$$

where all Z's are functions of a. Making the necessary substitutions from above, I find the percentage movement in output in the markup economy is:

$$(52) \frac{\int_a f(a)a[(1 + \epsilon/2)L_b - (1 - \epsilon/2)L_B]da}{\int_a f(a)da} \approx$$

$$\frac{(1+\alpha)\epsilon[1 - \frac{38.09 \phi}{(1-\alpha)}(1 - 1.343\alpha)]}{(1-\alpha)} .$$

From (52) we see that the markup economy will fluctuate more than the competitive economy if α is greater than 0.744, or, in other words, if goods have an expected life of 1.95 cycles or longer. Equation (52) also shows that markups can in general have a very important impact on the magnitude of fluctuations. Suppose the average markup on all purchases is 5 percent. (This implies ϕ is equal to .01667.) For α equal to .744 there is no impact; but consider the two cases α equal to .5 and α equal to .85. In the first case markups reduce the magnitude of fluctuations by 42 percent. In the second case they amplify fluctuations by 60 percent.

I maintained throughout this illustration that all goods were of equal durability. It is worthwhile to consider relaxing this assumption. Equation (52) shows that the importance of a goods' markup in affecting fluctuations is proportional to its value for $1/(1-\alpha)$. Thus the more durable goods will have much more importance. Suppose consumers expenditures were equally divided between expenditures on a set of goods that are completely nodurable

and a set of goods that all have identical durability α' . Suppose the two sets of goods exhibit the same markup at any level of luxuriousness, and the same range of luxuriousness. The markup economy will fluctuate more than the competitive economy if α' is greater than .853. Thus average durability across all goods has to only be greater than .427.

5. Extensions

The results in Section 3 suggest that many markups are likely to be countercyclical. For example, for goods with expected life of only one cycle, markups go down in booms for all goods consumed by less than 91 percent of the population. For goods with expected life of two cycles, the fraction rises still higher to all goods consumed by less than 99 percent of the population. Section 4, however, showed that even if the markups on most goods fall in booms it may or not imply larger fluctuations than those of a competitive economy. In this Section I consider two natural extensions to the partial equilibrium pricing problem. One is short-run entry and exit of firms; the other is long-run trend growth in demand. Both extensions imply more countercyclical markups. Therefore, in general equilibrium they imply a markup economy that would respond more drastically to fluctuations in productivity.

A) Short-run entry and exit

To this point I have ignored short-run entry for reasons outlined in

Section 2. Now I consider the alternative extreme assumption, that entry and exit occur so as to make profits equal exactly zero period by period. In the absence of entry profits are procyclical in virtually all markets. This is because the markets where markups would be very countercyclical are those in which quantity demanded is very procyclical. The exception to procyclical profits are very durable goods that are consumed by almost all consumers. The cyclical movement in the number of firms required to keep profits at zero is:

$$(53) \quad \frac{n_b - n_s}{n} \approx \epsilon \left[\frac{1}{2} + \frac{(1 + \alpha)y^*(2y^* - y)}{(1 - \alpha)y(2y^* + y)} \right],$$

where, as before, y^* is approximately equal to $(c/2)$.

Incorporating the effect of movements in the number of firms on the cyclical behavior of the markup gives:

$$(54) \quad \frac{M_b - M_s}{M} \approx \epsilon \left[\frac{1}{2} - \frac{(1 + \alpha)y^*}{(1 - \alpha)y} \right].$$

Entry makes countercyclical markups more likely. In fact, even for completely nondurable goods the markup falls for all goods consumed by less than 74 percent of consumers (y^* greater than $y/2$). More generally, markups fall in booms for all goods for which:

$$(55) \quad y^*/y > \frac{(1 - \alpha)}{2(1 + \alpha)}.$$

This condition is graphed in Figure 7 along with the comparable condition

without entry from Section 3. Equation (55) shows that, whereas there can be only small procyclical movements in markups, very large countercyclical movements are possible. This is illustrated in Table 2 which gives the percent movement in the markup for goods of varying durability and luxury.

This suggests that in general equilibrium the markup economy is more likely to show more drastic fluctuations. Markups will be more likely to fall in booms magnifying output movements. Furthermore, procyclical entry will directly make output more procyclical, as the larger number of firms in booms requires more output for covering aggregate fixed costs.

b) Trend market growth

To this point I have looked at markets where demand fluctuates but the long-run rate of growth in demand is zero. Now I wish to consider how my results in Section 3 are altered by market growth. The results are clearly very dependent on market growth. For example, consider a market where market demand is declining sufficiently rapidly so that demand falls through time even when going from a slack to a boom period. This implies there is no effect from lower wealth consumers flooding into the market in boom periods; so pricing in the durable goods case will look much like pricing in the nondurable goods case. Conversely, in a growing market the countercyclical pricing effect from lower wealth consumers flooding into markets in boom periods is magnified. With sufficient market growth, the consumers who are just wealthy enough to purchase when a boom arrives will now purchase with probability one, because not only were they not wealthy enough to purchase the preceding slack period, they also were not wealthy enough to purchase the prior boom period. (With sufficient market growth there will also be

consumers entering markets for the first time in slack periods; but there will be fewer entering than in boom periods.) By comparison, the consumers who were willing to purchase the preceding slack period will still only be purchasing with probability $(1-\alpha)$. Thus the lowest part of the distribution will now receive a disproportionate relative weighting of $1/(1-\alpha)$. Before, without growth, their relative weighting was only $(1-\alpha^2)/(1-\alpha)$, or $(1+\alpha)$. For fairly durable goods the ratio $1/(1-\alpha)$ is much larger than the ratio $(1+\alpha)$. Therefore, for these goods the countercyclical impact on pricing from low wealth consumers flooding into the market in boom periods will be much stronger with growth.

Here I examine markups for a market that has a sufficiently high rate of market growth that no one ever stops consuming the good after they start. For lower positive rates of growth some consumers might not replenish in slack periods. That case is intermediate to the zero growth case of Section 3 and the case here.

A consumer will choose to purchase the good if they do not already possess a nondepreciated unit and if the cost of the good today is less than its utility value plus α times the value of having a nondepreciated unit of the good tomorrow. For an arbitrary time period t , this latter condition can be written as:

$$(56) \quad Z - \frac{P_t}{X_t Y} + \frac{\alpha P_{t+1}}{X_{t+1} Y} > 0 .$$

X is a time series that reflects a trend as well as cyclical movements in consumers' shadow value of wealth. I represent trend growth as a declining shadow value of wealth. It could equivalently be represented as a declining

marginal cost of the good. I am assuming that X grows in all periods, but it grows more rapidly in boom periods. Thus I can write the growth in X as behaving according to:

$$(57) \quad \begin{aligned} \text{a) } X_t/X_{t-1} &\approx \beta + \epsilon && \text{for boom periods,} \\ \text{b) } X_t/X_{t-1} &\approx \beta - \epsilon && \text{for slack periods,} \end{aligned}$$

where β is the trend rate of growth; and ϵ is the cyclical fluctuation.

From the condition in (56) I can define a critical value for y , $(y^*)_t$, such that consumers consume the good as of period t if and only if they have a value of y greater than $(y^*)_t$. This is given by:

$$(58) \quad (y^*)_t = \frac{1}{Z} \left(\frac{P_t}{X_t} - \frac{\alpha P_{t+1}}{X_{t+1}} \right) .$$

It is useful to delineate three sets of consumers. Consumers for whom y is less than $(y^*)_t$ will not purchase. Consumers who purchased last time period will purchase with probability $(1-\alpha)$. The consumers who will have purchased the previous period will be those for whom y is greater than $(y^*)_{t-1}$, which is defined by simply lagging equation (58) one period.

The key group of consumers are those who first become wealthy enough to purchase the good in period t . These are consumers with y less than $(y^*)_{t-1}$ but greater than $(y^*)_t$. They will purchase with probability one.

Very similarly to the boom period pricing problem in Section 3, firms must view the market in two segments, giving the poorest consumers who purchase a disproportionate weight because they purchase with a higher probability. The difference is that here the weight is even more

disproportionate because the poorest consumers purchase with probability one rather than $(1-\alpha^e)$. The pricing problem is so similar to that for boom periods presented in Section 3 that I will dispense with details. Taking the first-order condition on price for profit maximization, evaluating it at the symmetric equilibrium, and simplifying gives:

$$(59) \quad M_t = \frac{bX_t}{cn} (Y_t^* + \gamma/2 - \frac{\alpha}{(1-\alpha)} [(y^*)_{t-1} - (y^*)_t]) \quad .$$

If there were no fluctuations $[(y^*)_{t-1} - (y^*)_t]$ would simply equal approximately $\beta(y^*)_t$. With fluctuations it will take the value:

$$(60) \quad a) \quad (y^*)_{t-1} - (y^*)_t = [\beta + \frac{(1+\alpha)\epsilon}{(1-\alpha)}] (y^*)_t$$

if time period t is a boom period, or the value:

$$(60) \quad b) \quad (y^*)_{t-1} - (y^*)_t = [\beta - \frac{(1+\alpha)\epsilon}{(1-\alpha)}] (y^*)_t$$

if t is a slack period.

Substituting (60) into equation (59), it is possible to compare the optimal price markups for boom and slack periods. For small β , the difference in the markup for arbitrary time period t conditional on being a boom period rather than a slack period is:

$$(61) \quad \frac{M_b - M_s}{M} \approx \frac{\epsilon [\gamma/2 - 4\alpha y^*/(1-\alpha)^e]}{\gamma/2 + y^*} \quad ,$$

where the markup in the denominator is the markup that would occur in time period t in the absence of fluctuations. Equation (61) assumes that entry and exit are unaffected by the shortrun fluctuations.

With long-term growth, equation (61) shows that the markup will be countercyclical if:

$$(62) \quad y^*/\bar{y} > \frac{(1 - \alpha)^{\epsilon}}{8\alpha} .$$

In Figure (8) I graph this condition together with the earlier condition (33) for the case of no growth. The condition in (62) will hold for most goods even if goods are only slightly durable. For example, if α equals .25 (expected life of three-eighths of a cycle) then markups will fall on all goods that fewer than 89 percent of consumers consume. For α equal to .5 the comparable figure is all goods consumed by less than 99 percent of the population.

With growth markups are more likely to show drastic declines in booms. Table 3 gives the cyclical behavior for goods of varying durability and luxuriousness. As an example suppose that the markup equals 10 percent and ϵ is equal to 10 percent. For a good that everyone above mean wealth consumes and that has durability of α equal to .5, the markup would decline in boom periods from 12.5 percent to 7.5 percent. If instead α equals .667, then the decline would be from 17.8 percent to 2.2 percent.

To summarize, markups are very likely to be countercyclical in goods markets where the good is durable and/or luxurious, and where the market is growing. My results suggest that for many cases the countercyclical

movements can be very dramatic. The very countercyclical markups for growing markets imply that, in a general equilibrium where there are more markets growing than declining, markups are likely to cause larger aggregate fluctuations in labor and output in response to shocks. This result is of particular interest in light of the difficulty of competitive real business cycle models in accounting for the magnitude of cyclical movements in labor effort (Prescott, 1986).

Notes

1. I have suppressed the issue of how the dispersion of income affects pricing by choosing the first-order gamma, which has a given value for the coefficient of variation of .71. Dispersion does matter for pricing in this model. As I describe in Bils (1986b), an increase in dispersion raises markups. This is because only a truncated portion of the distribution consumes any good. Greater dispersion in general raises the mean income for a truncated sample, thereby raising optimal markups. I see no reason, however, for this effect of dispersion to interact with the cyclical issue examined here.

2. The text assumes a zero rate of time discount. Suppose instead that consumers weight utility a period into the future at a ratio of δ to utility received today. Then the result corresponding to equation (32) is:

$$(32a) \quad \frac{M_p - M_B}{M} = \frac{[y/2 - (1+\delta)\alpha y^*/(1-\delta\alpha)]\epsilon}{y/2 + y^*} .$$

Thus discounting reduces the effective durability of the good with respect to pricing.

References

- Ball, Laurence, and Romer, David. "Are Prices Too Sticky?" NBER Working Paper No. 2171, January 1987.
- Barro, Robert. "Integer Constraints and Aggregation in an Inventory Model of Money Demand." Journal of Finance (March 1976).
- Bils, Mark. "Pricing in a Customer Market." Rochester Center for Economic Research Working Paper No. 31, September 1985.
- , "The Cyclical Behavior of Marginal Cost and Price." Rochester Center for Economic Research Working Paper No. 30, (revised) Summer 1986.
- , "Distribution, Pricing, and Employment." Mimeo, University of Rochester, December, 1986.
- Blanchard, Olivier, and Kiyotaki, Nobuhiro. "Monopolistic Competition, Aggregate Demand Externalities, and Real Effects of Nominal Money." NBER Working Paper No. 1770, December 1985.
- Chamberlin, E.H.. The Theory of Monopolistic Competition. Cambridge, Mass.: Harvard Univ. Press, 1933.
- Eckstein, Otto. Econometrics of Price Determination. Board of Governors of the Federal Reserve System, 1972.
- Geary, P.T., and Kennan, John. "The Employment-Real Wage Relationship: An International Study. Journal of Political Economy 90 (1982).
- Gottfries, Nils. "A Permanent Demand Theory of Pricing." Institute for International Economic Studies, University of Stockholm, Seminar Paper No. 345, January 1986.
- Hotelling, Harold. "Stability in Competition." Economic Journal 39 (March 1929): 41-57.

- Kalecki, Michal. "The Determinants of Distribution of the National Income." Econometrica 6 (April 1938): 97-112.
- Keynes, J.M.. "Relative Movements of Real Wages and Output." Economic Journal 49 (March 1939): 34-51.
- Kydland, Finn, and Prescott, Edward. "Time to Build and Aggregate Fluctuations." Econometrica 50 (1982).
- Lancaster, Kelvin. Variety, Equity, and Efficiency. New York: Columbia University Press, 1979.
- Mankiw, N. Gregory. "Small Menu Costs and Large Business Cycles." Quarterly Journal of Economics 100 (1985): 529-537.
- Okun, Arthur. Prices and Quantities: A Macroeconomic Analysis. Brookings, 1981.
- Pigou, A.C.. Industrial Fluctuations. London: MacMillan, 1927.
- Prescott, Edward. "Theory Ahead of Measurement." Paper presented at Carnegie Conference on Macroeconomics, November 1985.
- Prescott, Edward, and Visscher, Michael. "Sequential Location Among Firms With Foresight." Bell Journal of Economics 8 (Autumn 1977).
- Rotemberg, Julio. "Monopolistic Price Adjustment and Aggregate Output." Review of Economic Studies 49 (1982): 517-531.
- Rotemberg, Julio, and Saloner, Garth. "A Supergame-Theoretic Model of Business Cycles and Price Wars During Booms." Quarterly Journal of Economics 101 (1986).
- Salop, Steven. "Monopolistic Competition With Outside Goods." Bell Journal of Economics 10 (1979): 144-156.
- Stiglitz, Joseph. "Price Rigidities and Market Structure." American Economic Review 74 (May 1984): 350-355.

Figure 1: Varieties and Brands Around the Market Circle

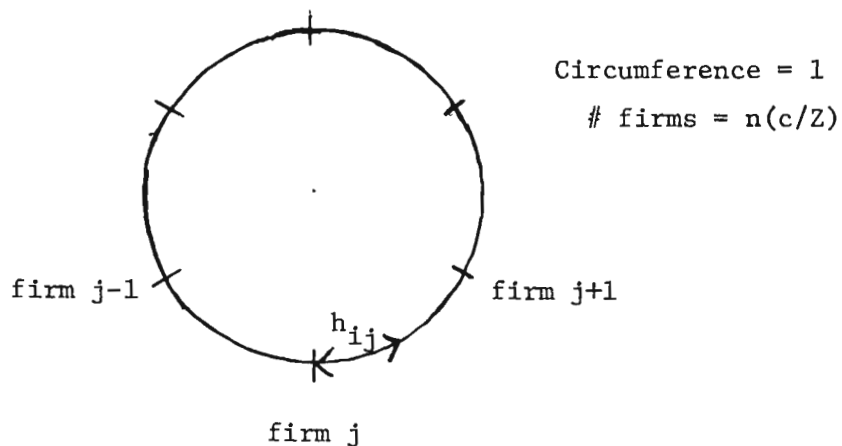


Figure 2: Firm j's View of the Market

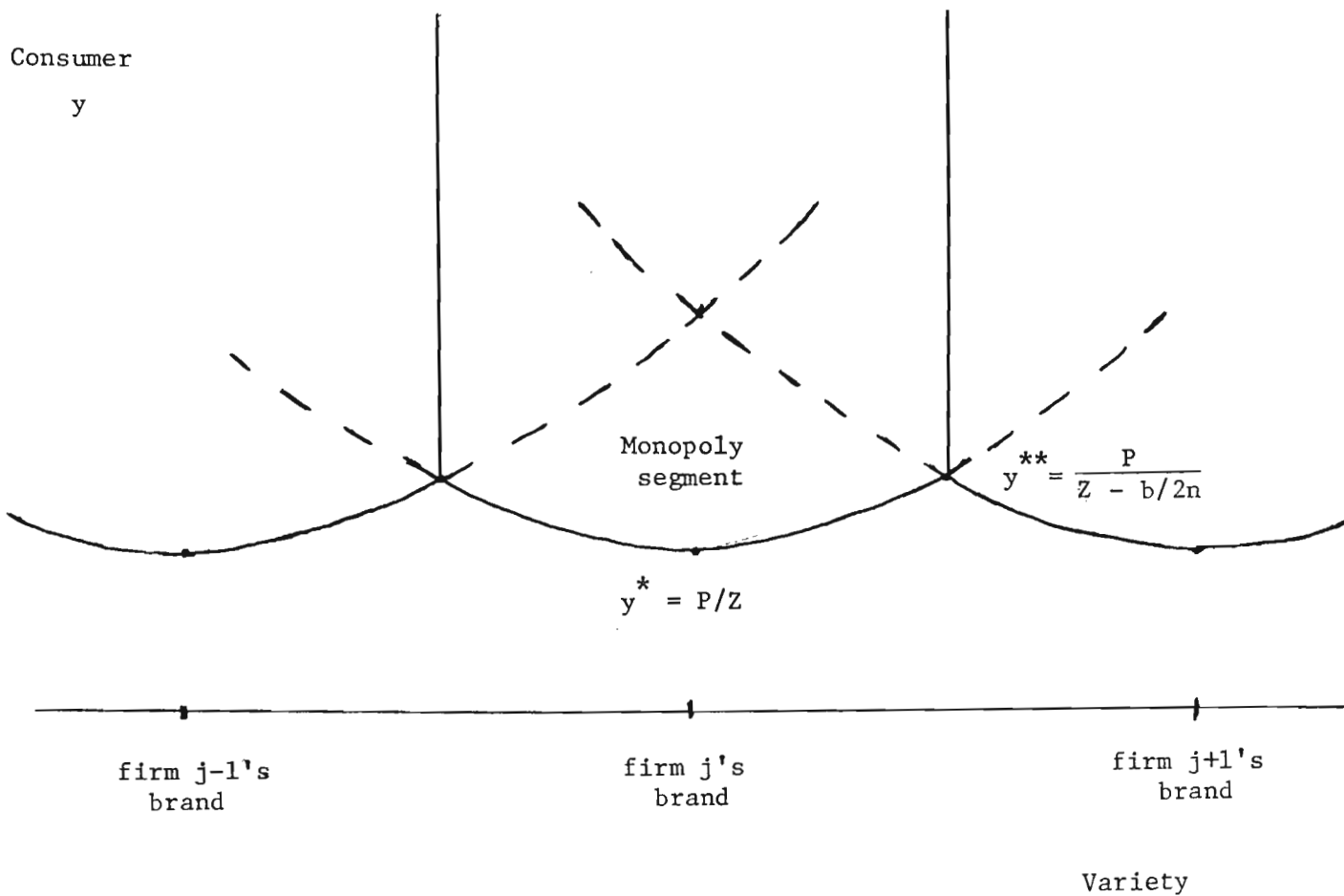


Figure 3: Firm j 's Market at Varying Prices

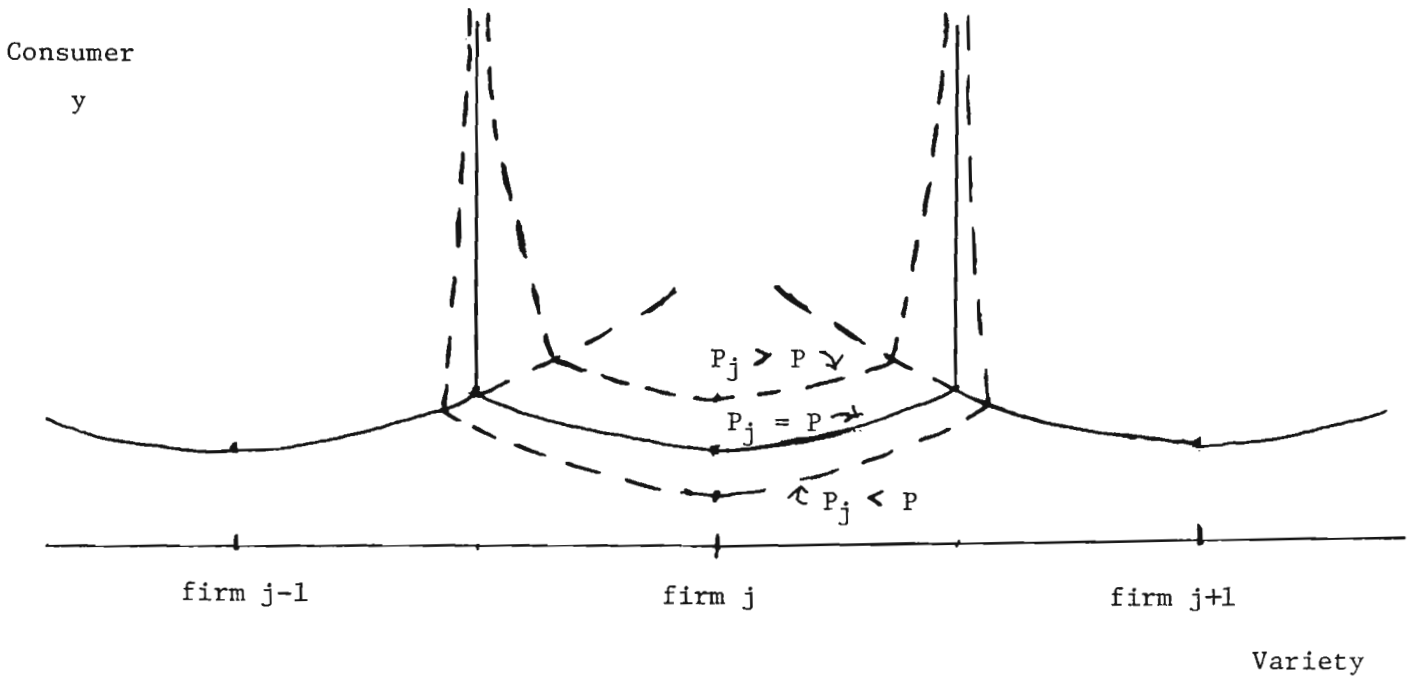


Figure 4: y_s^* , y_b^* , and Market Demand

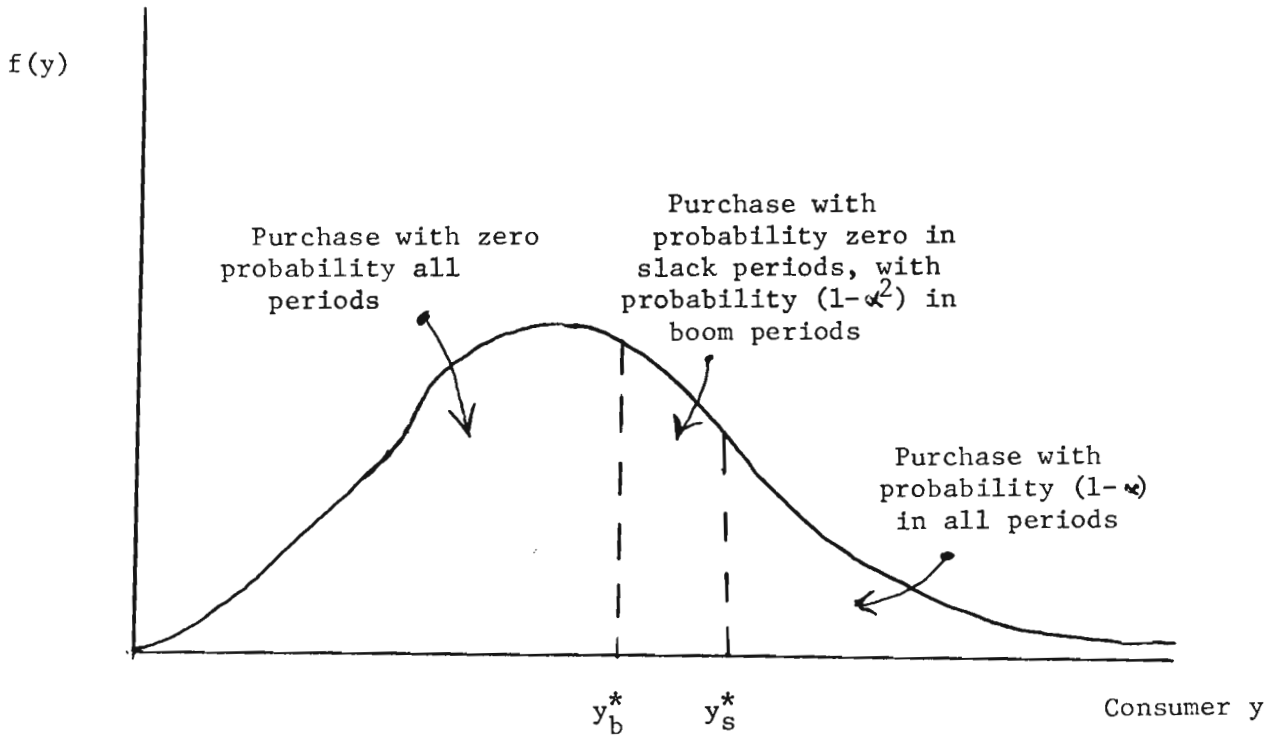


Figure 5: Condition for Price to Rise or Fall with Booms

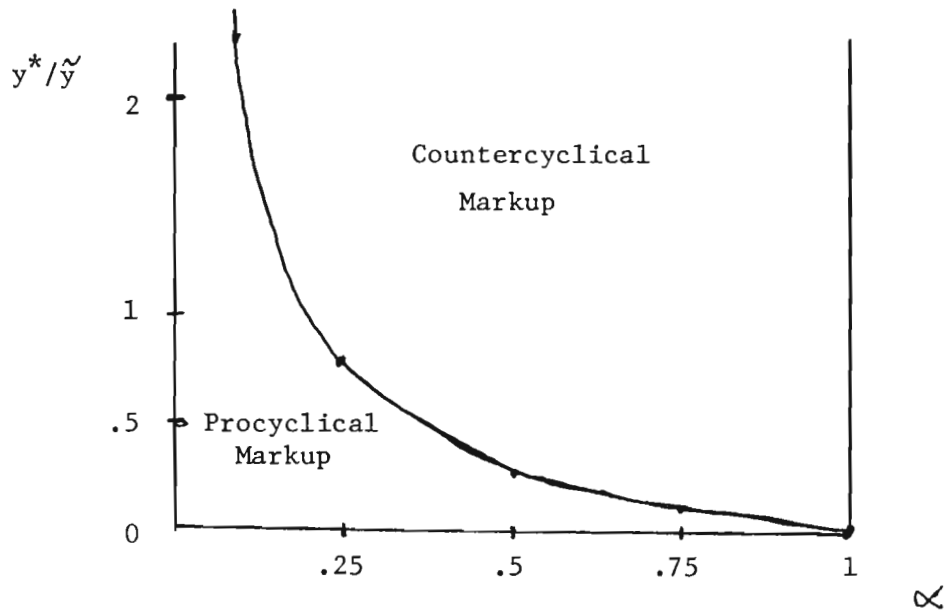


Figure 6: Goods Consumed by Consumer of Productivity a

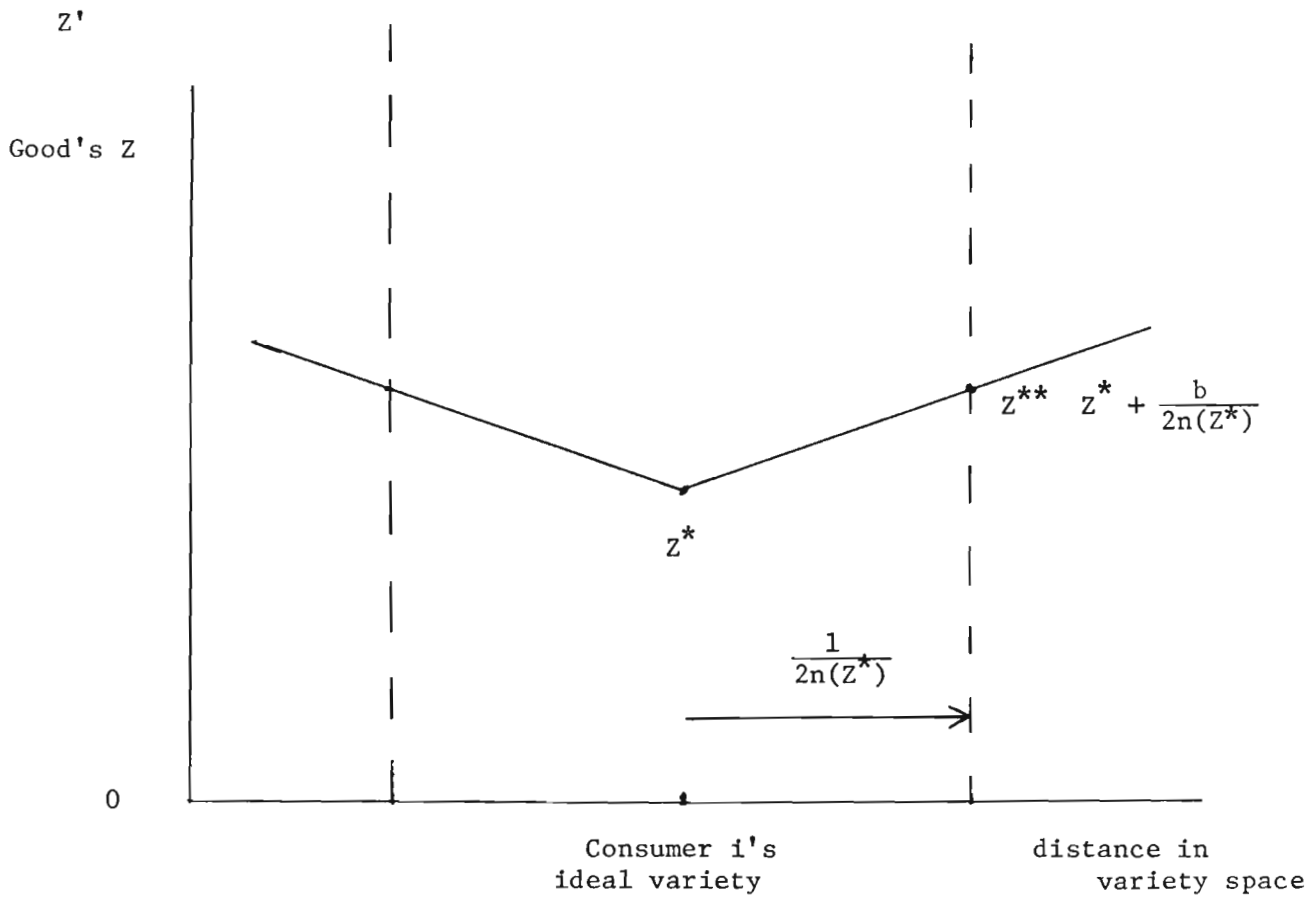


Figure 7: Condition for Price to Rise or Fall with Booms
With and Without Short-run Entry/Exit

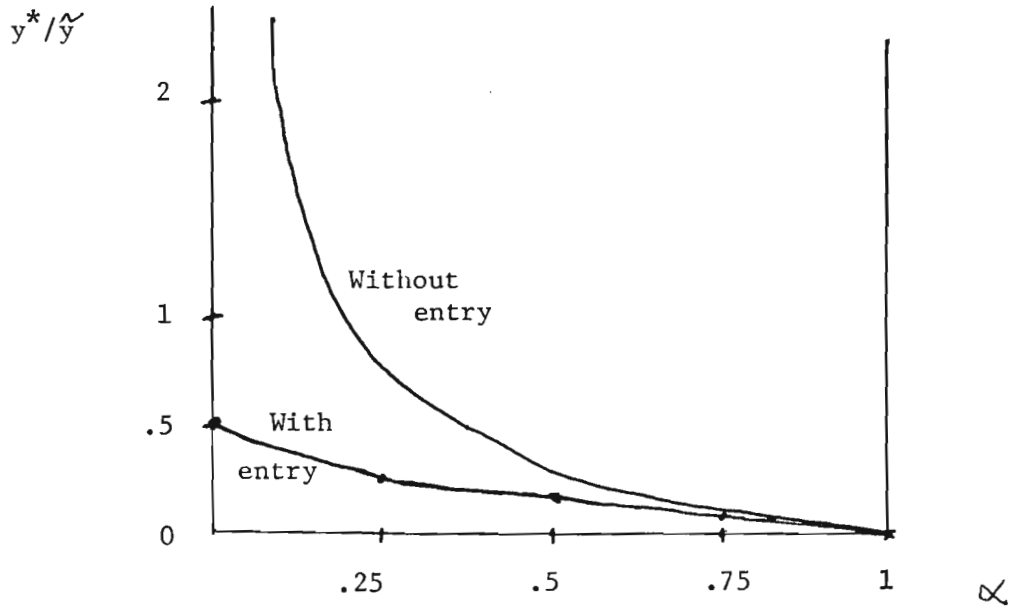


Figure 8: Condition for Price to Rise or Fall with Booms
With and Without Long-run Market Growth

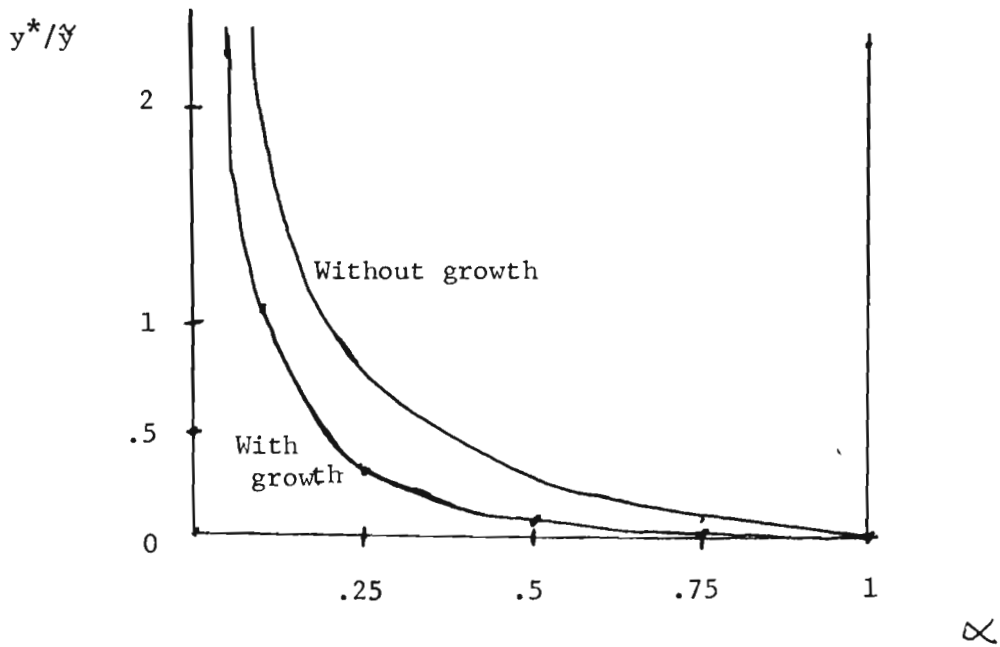


Table 1: Cyclical Markups Without Short-run Entry
or Long-run Growth

		<u>α</u>				
		<u>0</u>	<u>.25</u>	<u>.5</u>	<u>.75</u>	<u>.9</u>
100	0	1	1	1	1	1
74	.5	1/2	1/6	-1/2	-5/2	-17/2
56	.75	2/5	0	-4/5	-16/5	-52/5
41	1	1/3	-1/9	-1	-11/3	-35/3
9	2	1/5	-1/3	-7/5	-23/5	-71/5
% of consumers who consume	<u>$\frac{y^*}{\bar{y}}$</u>					

Table 2: Cyclical Markups With Short-run Entry
(but no long-run growth)

		<u>α</u>				
		<u>0</u>	<u>.25</u>	<u>.5</u>	<u>.75</u>	<u>.9</u>
100	0	1/2	1/2	1/2	1/2	1/2
74	.5	0	-1/3	-1	-3	-9
56	.75	-1/4	-3/4	-7/4	-19/4	-55/4
41	1	-1/2	-7/6	-5/2	-13/2	-37/2
9	2	-3/2	-5/2	-11/2	-27/2	-75/2
% of consumers who consume	<u>$\frac{y^*}{\bar{y}}$</u>					

Table 3: Cyclical Markups With Long-run Growth
(but no short-run entry)

		<u>α</u>				
		<u>0</u>	<u>.25</u>	<u>.5</u>	<u>.75</u>	<u>.9</u>
100	0	1	1	1	1	1
74	.5	1/2	-7/18	-7/2	-47/2	-359/9
56	.75	2/5	-2/3	-22/5	-142/5	-1078/5
41	1	1/3	-23/27	-5	-95/3	-719/3
9	2	1/5	-11/9	-31/5	-191/5	-1439/5
% of consumers who consume	$\frac{y^*}{\bar{y}}$					

Rochester Center for Economic Research
University of Rochester
Department of Economics
Rochester, NY 14627

1986-87 DISCUSSION PAPERS

- WP#33 OIL PRICE SHOCKS AND THE DISPERSION HYPOTHESIS, 1900 - 1980
by Prakash Loungani, January 1986
- WP#34 RISK SHARING, INDIVISIBLE LABOR AND AGGREGATE FLUCTUATIONS
by Richard Rogerson, (Revised) February 1986
- WP#35 PRICE CONTRACTS, OUTPUT, AND MONETARY DISTURBANCES
by Alan C. Stockman, October 1985
- WP#36 FISCAL POLICIES AND INTERNATIONAL FINANCIAL MARKETS
by Alan C. Stockman, March 1986
- WP#37 LARGE-SCALE TAX REFORM: THE EXAMPLE OF EMPLOYER-PAID HEALTH
INSURANCE PREMIUMS
by Charles E. Phelps, March 1986
- WP#38 INVESTMENT, CAPACITY UTILIZATION AND THE REAL BUSINESS CYCLE
by Jeremy Greenwood and Zvi Hercowitz, April 1986
- WP#39 THE ECONOMICS OF SCHOOLING: PRODUCTION AND EFFICIENCY IN PUBLIC
SCHOOLS
by Eric A. Hanushek, April 1986
- WP#40 EMPLOYMENT RELATIONS IN DUAL LABOR MARKETS (IT'S NICE WORK IF YOU
CAN GET IT!)
by Walter Y. Oi, April 1986
- WP#41 SECTORAL DISTURBANCES, GOVERNMENT POLICIES, AND INDUSTRIAL OUTPUT IN
SEVEN EUROPEAN COUNTRIES
by Alan C. Stockman, April 1986
- WP#42 SMOOTH VALUATIONS FUNCTIONS AND DETERMINANCY WITH INFINITELY LIVED
CONSUMERS
by Timothy J. Kehoe, David K. Levine and Paul R. Romer, April 1986
- WP#43 AN OPERATIONAL THEORY OF MONOPOLY UNION-COMPETITIVE FIRM INTERACTION
by Glenn M. MacDonald and Chris Robinson, June 1986
- WP#44 JOB MOBILITY AND THE INFORMATION CONTENT OF EQUILIBRIUM WAGES:
PART 1, by Glenn M. MacDonald, June 1986
- WP#45 SKI-LIFT PRICING, WITH APPLICATIONS TO LABOR AND OTHER MARKETS
by Robert J. Barro and Paul M. Romer, May 1986, revised April 1987

- WP#46 FORMULA BUDGETING: THE ECONOMICS AND ANALYTICS OF FISCAL POLICY UNDER RULES, by Eric A. Hanushek, June 1986
- WP#48 EXCHANGE RATE POLICY, WAGE FORMATION, AND CREDIBILITY by Henrik Horn and Torsten Persson, June 1986
- WP#49 MONEY AND BUSINESS CYCLES: COMMENTS ON BERNANKE AND RELATED LITERATURE, by Robert G. King, July 1986
- WP#50 NOMINAL SURPRISES, REAL FACTORS AND PROPAGATION MECHANISMS by Robert G. King and Charles I. Plosser, Final Draft: July 1986
- WP#51 JOB MOBILITY IN MARKET EQUILIBRIUM by Glenn M. MacDonald, August 1986
- WP#52 SECRECY, SPECULATION AND POLICY by Robert G. King, (revised) August 1986
- WP#53 THE TULIPMANIA LEGEND by Peter M. Garber, July 1986
- WP#54 THE WELFARE THEOREMS AND ECONOMIES WITH LAND AND A FINITE NUMBER OF TRADERS, by Marcus Berliant and Karl Dunz, July 1986
- WP#55 NONLABOR SUPPLY RESPONSES TO THE INCOME MAINTENANCE EXPERIMENTS by Eric A. Hanushek, August 1986
- WP#56 INDIVISIBLE LABOR, EXPERIENCE AND INTERTEMPORAL ALLOCATIONS by Vittorio U. Grilli and Richard Rogerson, September 1986
- WP#57 TIME CONSISTENCY OF FISCAL AND MONETARY POLICY by Mats Persson, Torsten Persson and Lars E. O. Svensson, September 1986
- WP#58 ON THE NATURE OF UNEMPLOYMENT IN ECONOMIES WITH EFFICIENT RISK SHARING, by Richard Rogerson and Randall Wright, September 1986
- WP#59 INFORMATION PRODUCTION, EVALUATION RISK, AND OPTIMAL CONTRACTS by Monica Hargraves and Paul M. Romer, September 1986
- WP#60 RECURSIVE UTILITY AND THE RAMSEY PROBLEM by John H. Boyd III, October 1986
- WP#61 WHO LEAVES WHOM IN DURABLE TRADING MATCHES by Kenneth J. McLaughlin, October 1986
- WP#62 SYMMETRIES, EQUILIBRIA AND THE VALUE FUNCTION by John H. Boyd III, December 1986
- WP#63 A NOTE ON INCOME TAXATION AND THE CORE by Marcus Berliant, December 1986

- WP#64 INCREASING RETURNS, SPECIALIZATION, AND EXTERNAL ECONOMIES: GROWTH AS DESCRIBED BY ALLYN YOUNG, By Paul M. Romer, December 1986
- WP#65 THE QUIT-LAYOFF DISTINCTION: EMPIRICAL REGULARITIES by Kenneth J. McLaughlin, December 1986
- WP#66 FURTHER EVIDENCE ON THE RELATION BETWEEN FISCAL POLICY AND THE TERM STRUCTURE. by Charles I. Plosser, December 1986
- WP#67 INVENTORIES AND THE VOLATILITY OF PRODUCTION by James A. Kahn, December 1986
- WP#68 RECURSIVE UTILITY AND OPTIMAL CAPITAL ACCUMULATION, I: EXISTENCE, by Robert A. Becker, John H. Boyd III, and Bom Yong Sung, January 1987
- WP#69 MONEY AND MARKET INCOMPLETENESS IN OVERLAPPING-GENERATIONS MODELS, by Marianne Baxter, January 1987
- WP#70 GROWTH BASED ON INCREASING RETURNS DUE TO SPECIALIZATION by Paul M. Romer, January 1987
- WP#71 WHY A STUBBORN CONSERVATIVE WOULD RUN A DEFICIT: POLICY WITH TIME-INCONSISTENT PREFERENCES by Torsten Persson and Lars E.O. Svensson, January 1987
- WP#72 ON THE CONTINUUM APPROACH OF SPATIAL AND SOME LOCAL PUBLIC GOODS OR PRODUCT DIFFERENTIATION MODELS by Marcus Berliant and Thijs ten Raa, January 1987
- WP#73 THE QUIT-LAYOFF DISTINCTION: GROWTH EFFECTS by Kenneth J. McLaughlin, February 1987
- WP#74 SOCIAL SECURITY, LIQUIDITY, AND EARLY RETIREMENT by James A. Kahn, March 1987
- WP#75 THE PRODUCT CYCLE HYPOTHESIS AND THE HECKSCHER-OHLIN-SAMUELSON THEORY OF INTERNATIONAL TRADE by Sugata Marjit, April 1987
- WP#76 NOTIONS OF EQUAL OPPORTUNITIES by William Thomson, April 1987
- WP#77 BARGAINING PROBLEMS WITH UNCERTAIN DISAGREEMENT POINTS by Youngsub Chun and William Thomson, April 1987
- WP#78 THE ECONOMICS OF RISING STARS by Glenn M. MacDonald, April 1987
- WP#79 STOCHASTIC TRENDS AND ECONOMIC FLUCTUATIONS by Robert King, Charles Plosser, James Stock, and Mark Watson, April 1987

- WP#80 INTEREST RATE SMOOTHING AND PRICE LEVEL TREND-STATIONARITY
by Marvin Goodfriend, April 1987
- WP#81 THE EQUILIBRIUM APPROACH TO EXCHANGE RATES
by Alan C. Stockman, revised, April 1987
- WP#82 INTEREST-RATE SMOOTHING
by Robert J. Barro, May 1987
- WP#83 CYCLICAL PRICING OF DURABLE LUXURIES
by Mark Bils, May 1987

To order copies of the above papers complete the attached invoice and return to Christine Massaro, W. Allen Wallis Institute of Political Economy, RCER, 109B Harkness Hall, University of Rochester, Rochester, NY 14627. Three (3) papers per year will be provided free of charge as requested below. Each additional paper will require a \$5.00 service fee which must be enclosed with your order. For your convenience an invoice is provided below in order that you may request payment from your institution as necessary. Please make your check payable to the **Rochester Center for Economic Research**. Checks must be drawn from a U.S. bank and in U.S. dollars.

W. Allen Wallis Institute for Political Economy

Rochester Center for Economic Research, Working Paper Series

OFFICIAL INVOICE

Requestor's Name _____

Requestor's Address _____

Please send me the following papers free of charge (**Limit: 3 free per year**).

WP# _____ WP# _____ WP# _____

I understand there is a \$5.00 fee for each additional paper. Enclosed is my check or money order in the amount of \$_____. Please send me the following papers.

WP# _____ WP# _____ WP# _____

WP# _____ WP# _____ WP# _____

WP# _____ WP# _____ WP# _____

WP# _____ WP# _____ WP# _____